

Spelling Shed – A Parents' Guide

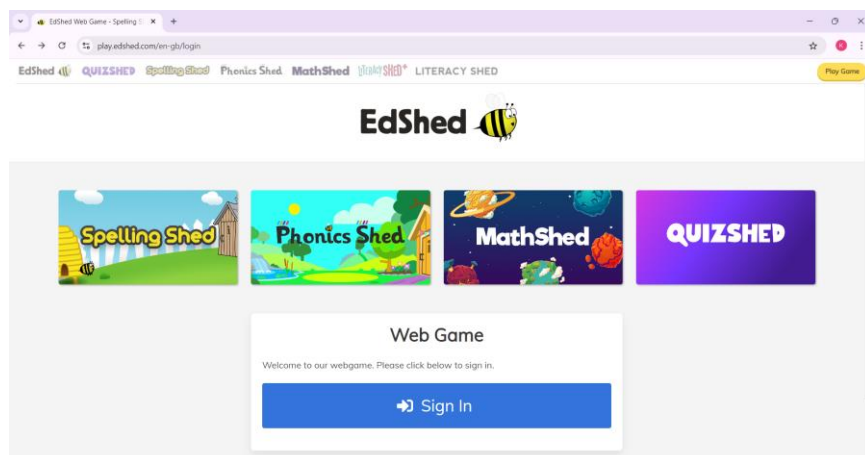


The Spelling Shed – powered by EdShed – is our new spelling platform. It is built with students, teachers and parents in mind and aims to make spelling fun for students as well as simple for adults to manage.

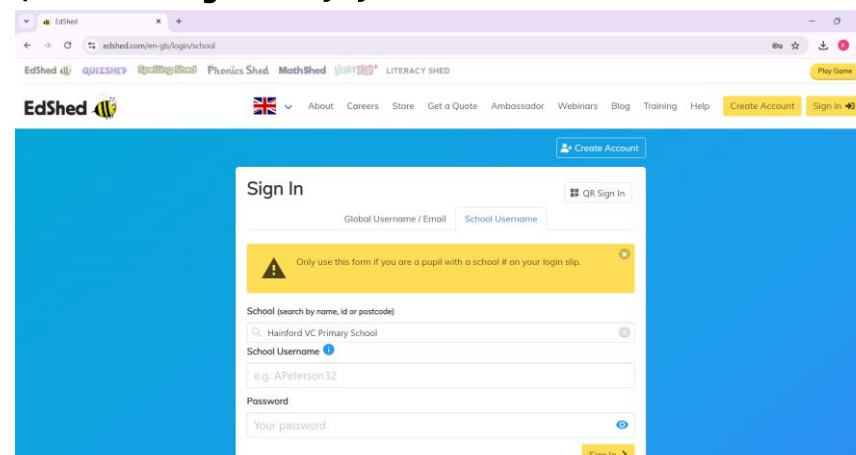
All children in Years 3 to 6 will be taught a different set of spellings in school each week. This will be through a range of whole class, group and independent activities. Each child will also get their own login to access weekly assignments on the Spelling Shed website.

Here is a step-by-step guide that explains how you can help your child access Spelling Shed from home:

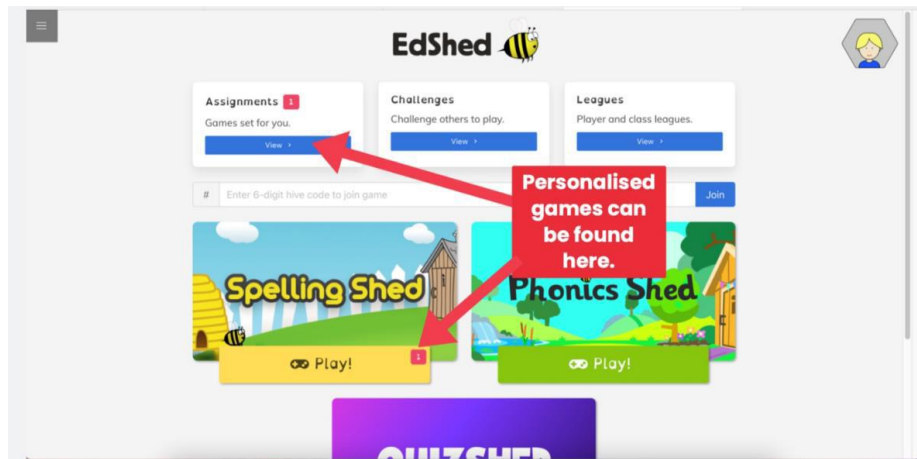
1) Visit <https://play.edshed.com/> and select 'Sign In'.



2) Select 'School Login' and enter your personal username and password (given by your class teacher).



3) Once you have logged in, you will see this home screen.



4) Under 'Assignments', you will find the set list for the week's spelling list. This will allow children to practise their specific spellings and should be completed before playing any of the other games on Spelling Shed.



5) When you click on your child's assignment for the week, they will be given the option of a few different games to play. They will also be given the option to select the level of difficulty for each game from easy to extreme!

Spelling Shed App

On Apple, Android and Kindle devices, you can pay to download the Spelling Shed app. The school's subscription to Spelling Shed means you do not require the app to access everything via the website outlined in this document. The app simply means that children to access at home without searching on a web browser. You are also able to play whilst offline and scores are updated once the device is connected to the internet again.

There is no obligation to buy the app!

If you have any questions, please don't hesitate to get in touch via the school office!